


2015 Primary School Tamil Language Curriculum

# தேன் தமிழ்

THEEN THAMIZH

**Parents' Guide**

(2<sup>nd</sup> Edition)



CURRICULUM PLANNING & DEVELOPMENT DIVISION  
MINISTRY OF EDUCATION, SINGAPORE

## Foreword

Bilingual education has been a cornerstone of Singapore's education system. English, being the main language of instruction in schools, enables our children to plug into a globalised world. Learning Mother Tongue Languages enables our children to have a deeper appreciation of their own culture. In the age of a globalised world, mastering Mother Tongue Languages will also be equipping one with a precious asset, be it at work or in daily life.

Learning two languages has numerous advantages. The ability to speak two languages enables children to communicate widely with people and gain broader perspectives. Research has shown that early acquisition of two languages is beneficial to the development of children's cognitive abilities. Bilinguals are more flexible in thinking, more sensitive to language and have a better ear for listening. Being bilingual also has a positive effect on intellectual growth and enhances children's mental development.

To help our children master Tamil Language, the Ministry of Education has been improving the Tamil curriculum, as well as its teaching and testing to ensure relevance to the learning needs of the children. Developing children's Tamil Language abilities requires the efforts of many parties. No doubt the patience and guidance of teachers is important, the support given by parents is also equally crucial. With the home being the first place in which children live and learn, parents are their children's first teachers. It would thus be most ideal to start from the family, to help children learn Tamil well. In order to support parents, we have developed this guide, which introduces the features and learning resources of the 2015 Primary School Tamil Language Curriculum. In addition,

we are also recommending some ways in which parents could help their children learn the language better.

We hope that this guide would help parents understand how their children are learning the Tamil Language in schools and could work alongside with schools, by playing an active role in their children's learning. We also hope that this guide could help parents see that there are a variety of interesting ways to learn the Tamil Language and that they could facilitate their children's learning in a fun and purposeful manner.

We should be concerned with how far our children go rather than just how fast our children start. A fast start without strong foundations will not allow our children to go far. A gradual start with strong foundations will certainly allow our children to go further.

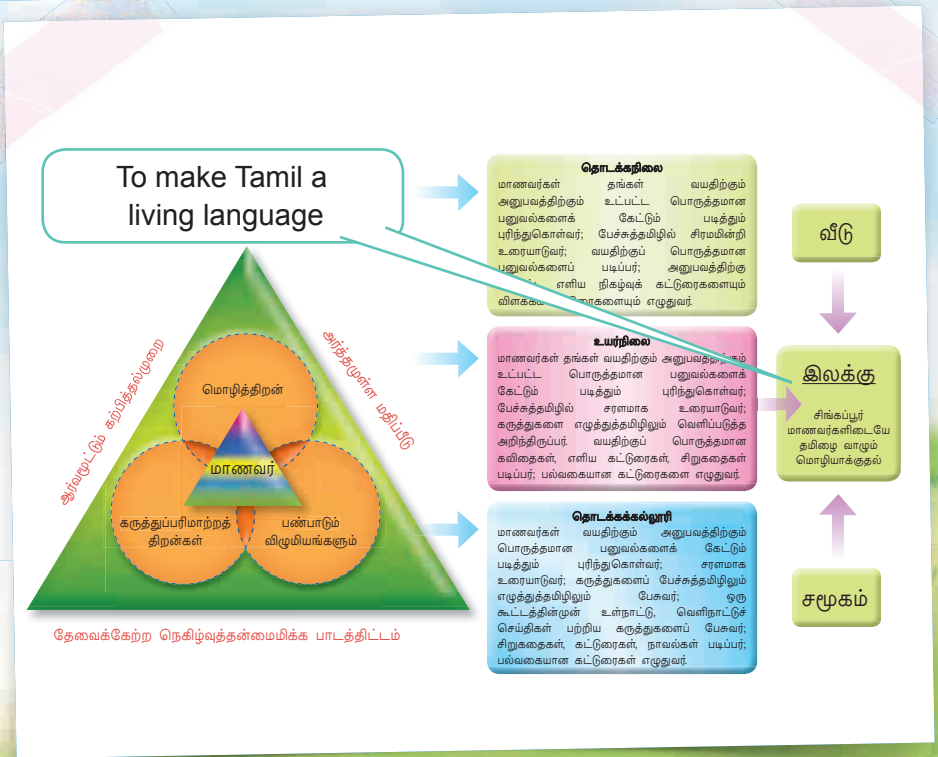
– Mr Chan Chun Sing  
Minister for Social and Family Development

2012

# Introduction

## Tamil Language (TL) Curriculum

The Tamil Language curriculum, syllabus and instructional materials aim to develop your child into a proficient language user who can communicate in a confident and effective way in real-life situations.







## What is the objective of the 2015 Primary School MTL curriculum?

The 2015 Primary School MTL curriculum builds on the current curriculum and is developed with the aim of helping students use their MTL as a living language, and to become proficient language users who can communicate in a confident and effective way in real-life settings.



## 2

## What are the new features of the 2015 Primary School TL curriculum?

The 2015 Primary School TL curriculum places greater emphasis on spoken and written interaction skills. Recognising that many real-life situations require spontaneous two-way communication, there is a greater focus on the use of authentic activities to better develop our students' communication skills, while continuing to expose students to culture and values through TL learning.

A set of story characters will feature in the TL textbooks, big books and digital resources. These story characters will be set in real-life situations that students can easily relate to, so as to better engage them in the learning of MTL. The learning objectives of each lesson will also be brought out through these story characters.

There will be a greater use of information and communication technology (ICT) to enhance the teaching and learning of TL. ICT resources such as videos, animations, digital interactive games will continue to be developed to support the curriculum in engaging our students to learn Tamil in a fun and purposeful way.




### 3 Will there be any change in the teaching of the Tamil Alphabet?

The Tamil Alphabet will still be taught over a period of two years (Primary 1 to Primary 2) in this syllabus. Tamil Alphabet introduction and vocabulary building will be done through introduction of new vocabulary words, nursery rhymes and songs, and experiential learning. The two-year duration will allow more time for the development of communication skills through engaging and creative teaching strategies. These would create a better paced learning environment for the students and lay a strong foundation in TL.

### 4 Is spoken Tamil emphasised in the new syllabus?

Spoken Tamil will continue to be the medium of instruction for classroom interaction across all levels. Students will continue to be provided with proper training and opportunities to develop their proficiency and enhance their confidence in the use of spoken Tamil. Teachers will guide students in practising language skills in authentic settings.



## **5** What are some of the differentiated approaches to meet the diverse needs of TL students?

The 2015 Primary School TL curriculum continues to recommend differentiated instruction in TL classrooms. Recognising the different starting points of the learners, the teaching and learning of TL is customised to cater to the diverse backgrounds and abilities of the TL students. Students are differentiated based on their readiness level, interests, and preferred mode of learning. Different starting points of the learners are differentiated by means of content, process and product.

## **6** How is smooth language transition ensured, in the enhancement of writing skills?

The 2015 Primary School TL curriculum incorporate appropriate activities and exercises to enhance both writing and written interaction skills. At Primary 1 and Primary 2, the teaching of Tamil Alphabet is evenly sequenced and during the last 2 terms of Primary 2, students will be exposed to short, simple sentence structures. At Primary 3, there will be gradual scaffolding to enable students to write compositions. ICT, through the iMTL portal, will be leveraged on extensively at the upper Primary levels to engage, enthuse and enhance students' language skills.



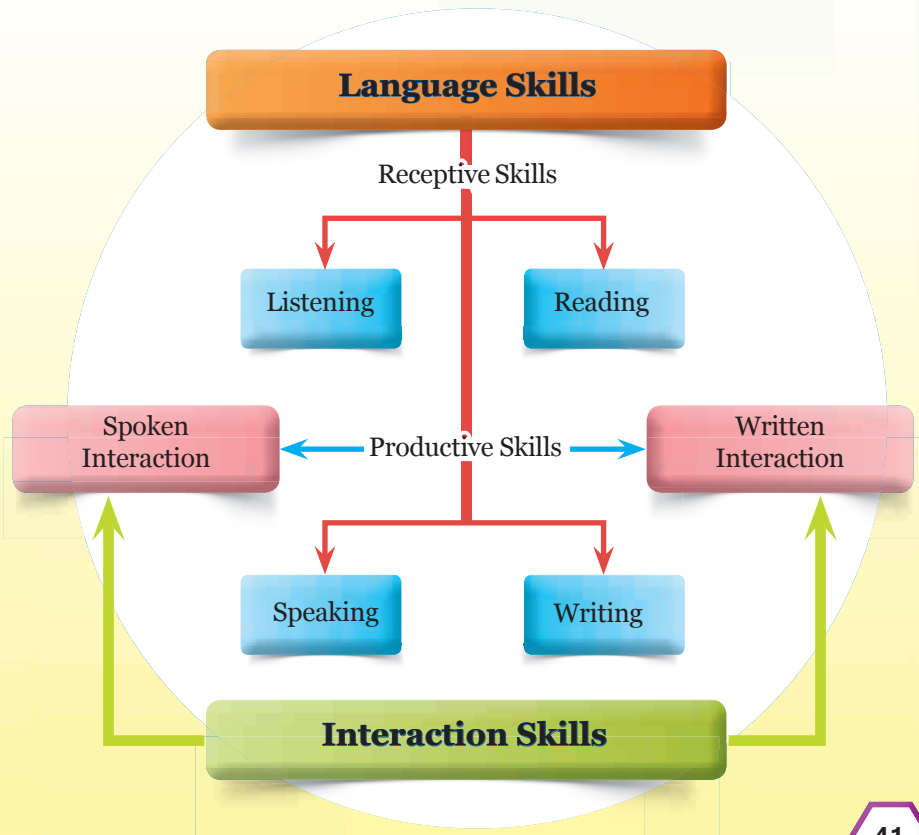
# Instructional Materials

## 1 Why is the new Instructional Materials package named Then Thamizh?

Tamil Language is a classical language. Our aim is to make the learning of TL an enjoyable experience that is as sweet as honey. Hence, this Instructional Materials package has been named Then Thamizh.



## 2 What skills will your child learn?







Your child will learn the four basic language skills (listening, speaking, reading and writing) as well as interaction skills (spoken interaction and written interaction).



In Primary 1 and 2, your child will be exposed to a variety of activities that help strengthen oral communication skills. Thereafter, writing skills will be developed systematically.



Your child will be able to share his/her thoughts and views in meaningful ways in real-life contexts. This skill will enable him/her to communicate effectively with others.





### 3 What will I see in the Tamil textbook?

Five characters are formally introduced in the 1A textbook. These characters will journey along with your child and make learning of TL more lively and interesting.



From 1A to 2B there are 14 lessons in each textbook. In 3A and 3B there are 5 units in each textbook and each unit is based on a domain. Each lesson is supplemented with teaching resources. The legend of icons indicating the different resources can be found in the textbook.





In order to have a smooth transition from Pre-Primary to Primary the first two lessons in the 1A textbook focus on listening and speaking skills. The contexts for these lessons are meaningful and within the experiences of your child.



The development of reading and writing skills are important for your child to speak and write confidently. Your child will learn to recognise Tamil letters, words and phrases, and also pronounce them accurately. Tamil letters and vocabulary are introduced through real-life contexts.



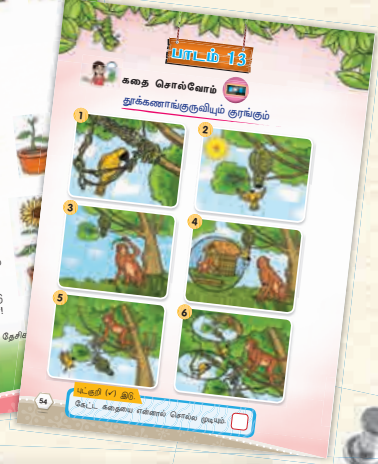


It is important for your child to be equipped with 21<sup>st</sup> century skills for him/her to be a confident person, a deep thinker and a self-directed learner. These skills will be developed through language activities. Thus, your child will learn other skills along with language skills.

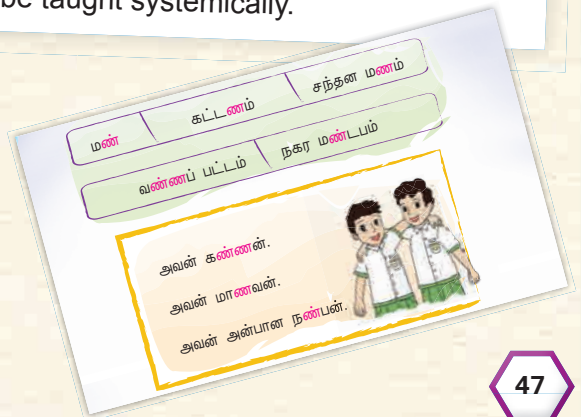


Songs are included in this package. These resources have been developed as animations.

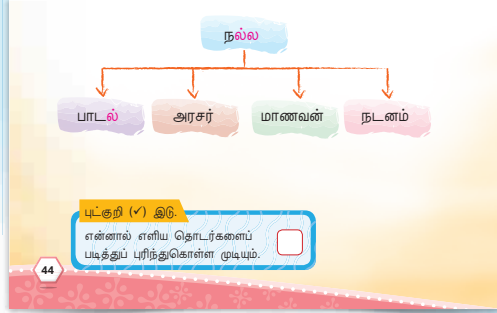
Folk stories are reintroduced in this package. These stories are presented in both print and as animation.



An important recommendation in this curriculum is to learn the language structure. Thus, lessons have been designed in a manner that syntax will be taught systemically.



Holistic assessment is an inherent part of instruction. Self and parent assessment activities can be found in the textbook. “Can-do” statements are included to help your child gauge his/her ability in a specific language skill. Your child will read these with the help of his/her teacher before he/she ticks appropriately.



எண் எழுத்து இகழேல்

Proverbs will be introduced in 2B. Your child will learn the meaning of the proverb and the values through stories delineating the meaning of the proverb.



# 4

## What will I see in the workbook?

The exercises in the workbook are designed such that the difficulty level increases progressively. Language exercises are presented in an interesting and engaging manner to enthuse and excite the children.

As in the textbook, exercises for the first two lessons are based on listening and speaking skills only.

Following the introduction of letters, words, phrases, sentences and paragraphs, in 2A, your child will be introduced to exercises that help develop his/her comprehending and writing skills. In 2B, cloze passage, comprehension and guided composition exercises will be introduced gradually to further develop his/her comprehending and writing skills.

பயிற்சி 1.3 தேதி: \_\_\_\_\_

கண்டுபிடி: கிணை. நீ சொல் கயல் கதிர் அமர் குடி

3

பயிற்சி 10.3 தேதி: \_\_\_\_\_

ஒரே வண்ணத்தில் உள்ள எழுத்துகளை எடுத்து எழுது: சொல் உருவாக்கு.

ண	ட	ண்	ம	க	க்	ண்	க்
ம்	க்	ண	ம	ட	க	ண்	க்
ர	ண்	மா	வ	ண்	ண	ண்	க்
ம்	க	ண்	ண	வ	ட	ண்	க்
ம	ட	ட்	ப	ம்	ண்	ண்	க்

(எ-டு) பூண்

- \_\_\_\_\_
- \_\_\_\_\_
- \_\_\_\_\_
- \_\_\_\_\_

47

பயிற்சி 6.2 தேதி: \_\_\_\_\_

படத்தைப் பார்; நிரப்ப.

- ந க ம்
- ந க ம்
- ந க ம்

26

In Primary 3, besides cloze passage, comprehension and composition exercises your child will also be introduced to written interaction exercises. Through such exercises, your child will be taught to express his/her thoughts in the form of greetings, short messages, and notes.

பயிற்சி 6.4 தேதி: \_\_\_\_\_


படங்களைப் பார்த்து வாக்கியங்களை வரிசைப்படுத்து.

(அ)



- அங்கே இருக்கும் பட்டம் விட்டார்கள்.
- மாறன் பட்டம் செய்வான்.
- அவன் அங்குள்ள பூங்காவுக்குச் சென்றான்.

(ஆ)



- மாறன் மரத்தில் ஏறினான்.
- காற்று வீசியதால் பட்டம் பறந்து சென்றது.
- பட்டம் மரத்தில் சிக்கியது.

செய்தியைப் பகரவும்

பகரவும் மாண்புமிகு அமைச்சர் புகழ்ப் பரிந்துரைகள் குடியும்

In addition to listening comprehension, viewing comprehension is introduced in this package to develop your child's listening and viewing skills.

Word search activities can be found in the workbook. These activities serve as useful revision exercises.

1. மறைந்திருக்கும் சொற்களைக் கண்டுபிடி.

ப	ட	ம	க	ன	ம்	பா	ட	ம்
ழ	ப	க்	க	க்	ம்	க	ட	ன்
ந்	ட	க	ற	ந	க்	ல்	ந்	ந்
க	ட	ள்	றா	ண்	ம	லூ	ந்	ள்
ள்	ம்	ண்	ப	ச்	த்	த்	ட்	ள்
பா	ப்	பா	வ	ண்	ச	த்	த்	ட்
ல்	த்	த்	ந்	த்	ம்	ள்	வ்	ச்
மா	ந்	கா	ய்	ழ்	ர	ப்	பா	ர்

மனை, நண்பன், பாடல், மக்கள், பழங்கள், மஞ்சள், கற்றாசல், மாண்புமிகு அமைச்சர், பட்டம், பாடல், பாய், பக்கம், சத்தம், தந்தம், பால்

பயிற்சி 13.3 தேதி: \_\_\_\_\_

நோக்கல் கருத்தறிதல்

தங்க குட்டைபூட்டி வாத்து

படங்காட்சியைப் பாரி; படங்களை வரிசைப்படுத்து.



செய்தியைப் பகரவும்

பகரவும் மாண்புமிகு அமைச்சர் புகழ்ப் பரிந்துரைகள் குடியும்

பயிற்சி 1.2 தேதி: \_\_\_\_\_

சிறுவன் செவ்வாய் நேற்றிரவுக்குக் கோடல் எழுது.

செவ்வாய்

பாஸ்கெட் விடுமுறையில் உள்ள செய்தியைப் பகர்

நான் விடுமுறையில் அஞ்சல்தகவல்கள் செய்தாயா? நான்

செவ்வாய்

சென்றிருந்தேன் அங்கே என் காதலர்மேலே மிகப்பலாக கழித்தேன்

நான்

பொருளை

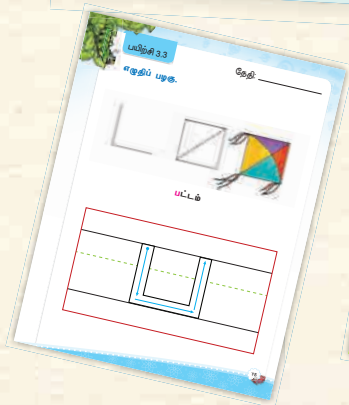
செய்தியைப் பகரவும்

# 5 What will I see in the Penmanship workbook?



Penmanship requires psychomotor skills. The Penmanship workbook includes exercises that help develop psychomotor skills as well as exercises that teach your child to write the letters correctly.

The exercises are designed with additional activities like colouring and connect-the-dots to arouse your child's interest.



6

## What other resources are available?

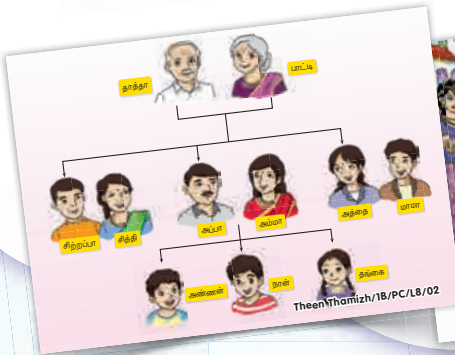
Picture Cards and Flash Cards are included in this package as Teacher Resources to facilitate word introduction.

Flash Cards

வணக்கம்

அம்மா

Picture Cards





Student Readers and Big Books will arouse your child's interest in reading. Your child will be able to read them with teacher's guidance. Through these stories, your child will learn values, interact with others, role play and retell stories.


### Student Readers



### Big Books



Your child will enjoy playing interesting board games. Game boards and game cards will help your child remember new words. Picture cards that show tongue placement will help your child learn the correct way to pronounce.





# 7

## Where can ICT resources be found?

The Then Thamizh portal has been developed. A number of interesting resources such as animated songs and stories, videos, doodle board, audio clips, games, interactive pages and text documents have been designed and uploaded in this portal.

You can use these resources to teach your child at home. You will be able to access the animated songs and stories, doodle board, games and interactive pages via <http://sangamam.moe.edu.sg/tamilosai/slot/u113/web/primary.html>



## Tips for Parents

### What roles do parents play in their child's learning of Tamil Language?

As parents, you play a crucial role in your child's learning of Tamil Language. You influence how your child feels about most things. Your child's attitude towards learning TL is influenced by what you do and say in relation to learning TL. This has a profound effect on the child's learning and achievement in the language. By taking on roles as a motivator, a role model and a facilitator, you can provide a supportive environment for your child in learning TL.



## As a Motivator...

### Respond to your child.

Interact with your child to verbalise his/her thoughts in Tamil. He/she will become confident in using the language meaningfully in daily life.



### Give psychological support.

Provide support and encourage your child by smiling and patting your child when he/she attempts to speak Tamil.

### Encourage intrinsic motivation.

Cultivate a love for the Tamil language by allowing your child to explore and enjoy the language on his/her own without relying solely on extrinsic rewards.

### Have fun.

Make learning TL fun for your child. Let your child acquire the language in a non-threatening manner. You can encourage your child to participate in cultural activities/events to achieve this.



## As a Role Model...

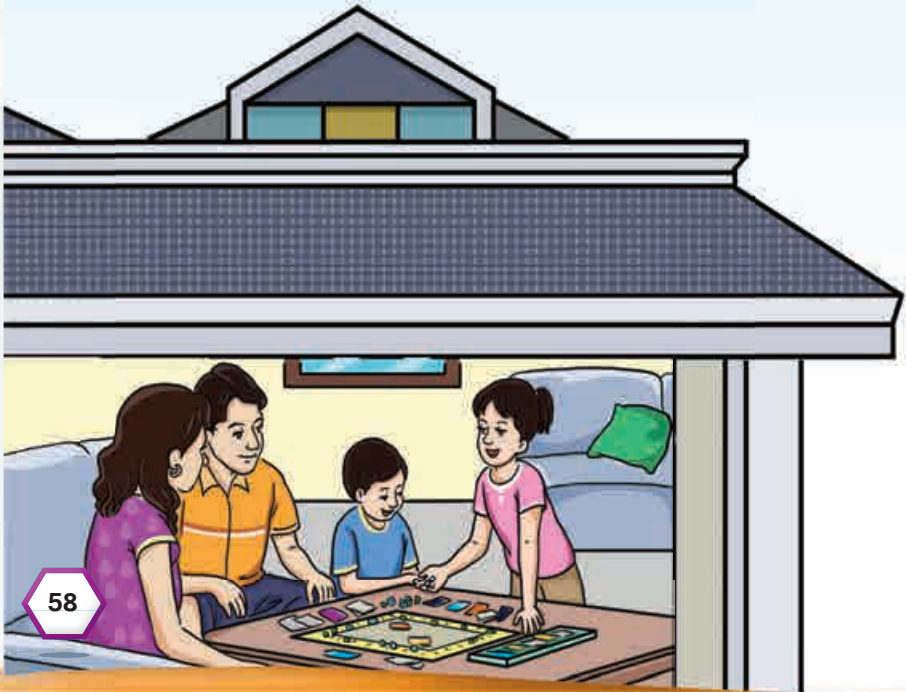
### Use the language.

Speak to your child in Tamil as much as you can. Sing along with your child and listen to your child singing. Children enjoy singing as it helps them to learn the language in a fun way.



### Learn together with your child.

Be a role model to your child by reading Tamil storybooks and by playing TL games with your child.





## As a Facilitator...

### Provide resources for learning.

There are a range of resources to help your child learn Tamil. Resources such as Tamil story books, audios, videos, language e-games, web-based activities are available. These resources enrich TL learning.

### Start small.

To encourage your child to speak Tamil, you can begin to expose your child to the Tamil language in authentic settings which will reinforce his/her learning.

### Tap on external organisations.

Community programmes are organised to promote the use of TL. These programmes will help to increase your child's exposure to the language.



## How can I help my child to improve in his/her listening and speaking skills?

To develop your child's speaking and listening skills, expose your child to resources in Tamil. These skills ease your child's transition in reading and writing in their later years.

1

### Make good use of the textbook.

Use the picture stimulus in each lesson to revise the words, vocabulary and sentence structures that your child has learnt in school.

Participate in your child's activities such as singing and reciting stories.

Support your child and affirm his/her efforts when he/she tries.

2

### Make good use of the curriculum resources.

Play games with your child using the small picture cards. Use them on their own or incorporate them into your own board games. The pictures in the cards can also be used to initiate them to talk about their experiences.

Use the interactive pages, doodle board and language e-games in the Theen Thamizh portal. Engage in these activities together with your child to make learning Tamil fun.

3

### Tune in to Tamil radio stations.

Listen to good and relevant Tamil radio programmes with your child.



60

4

### Watch Tamil TV programmes.

Choose appropriate programmes to watch with your child.



**5**

**Speak Tamil with your child.**

Use TL to engage your child in daily conversation and in topics which interest him/her.

**How can I help my child improve alphabet recognition and reading skill?**

**Make good use of the textbook.**

Read with your child. To reinforce your child's learning, you can encourage him/her to read aloud.

Let your child talk about the stories and help relate them to his/her own experiences.

**Make good use of the curriculum resources.**

Read Small Readers with your child. Explain the words and phrases that are unfamiliar in simple terms.

Explore the content further by allowing your child to ask questions and discuss with you about the characters, plots events, themes and values.

**Create an environment conducive for learning.**

Set up a comfortable library space at home. Let your child have easy access to books as this will drive his/her motivation to read.

## Cultivate good reading habits.

Set a routine reading time with your child. Bring your child to the library at least once a week. Select age-appropriate books that are based on your child's interest. You can start with simple picture books and storybooks.

Participate in story-telling sessions with your child in the community libraries.



## Be your child's audience.

Encourage your child to read the story to you even if you are unfamiliar with the language.

## How can I help my child to improve his/her writing skill?

### Have a little whiteboard.

It always comes in handy when your child wants to show you what he/she can write or when you need to show how to write certain words.

### Co-write with your child.

Help your child to keep a journal and write little notes or cards.

Use every opportunity as a learning and teaching moment to use TL. Make learning the language fun for your child.



## INFORMATION ON TAMIL LANGUAGE LEARNING RESOURCES

### 1. ICT Resources for “Theen Thamizh”

<http://sangamam.moe.edu.sg/tamilosai/slot/u113/web/primary.html>

A website to access the ICT resources used in the teaching and learning of Tamil Language in school.

### 2. Parents in Education

<http://parents-in-education.moe.gov.sg/>

MOE online website that contains information and resources for parents to support their children’s learning in schools

### 3. Committee to Promote Tamil Language Learning

<http://tamil.org.sg/>

A website that contains information about the various events and programmes organized by the community to support children in the learning of Tamil Language outside schools.

### 4. Tamil Reading Group

[http://www.nlb.gov.sg/golibrary/programme/read/61394/thangameen-readers\\_club.aspx](http://www.nlb.gov.sg/golibrary/programme/read/61394/thangameen-readers_club.aspx)

This link provides details about the reading group facilitated by readers of Singapore Tamil e-zine, [www.thangameen.com](http://www.thangameen.com).