

# 2015 Malay Language Curriculum (Primary)

# Enjoying Moments with Your Child through Malay Language

## Parents' Guide Book



©2015, 2016 Curriculum Planning & Development Division  
Ministry of Education, Singapore  
MOE Building, 1 North Buona Vista Drive, Singapore 138675

**Published by Marshall Cavendish Education**  
Times Centre, 1 New Industrial Road, Singapore 536196

First published 2015  
Second Edition 2016

All rights reserved.

**ISBN 978-981-3160-35-4**

Printed in Singapore



**CURRICULUM PLANNING & DEVELOPMENT DIVISION**  
**MINISTRY OF EDUCATION, SINGAPORE**

# Foreword

Bilingual education has been a cornerstone of Singapore's education system. English being the main language of instruction in schools, enables our children to plug into a globalised world. Learning Mother Tongue Languages enables our children to have a deeper appreciation of their own culture. In the age of a globalised world, mastering Mother Tongue Languages will also be equipping one with an additional precious asset, be it at work or in daily life.

Learning two languages has numerous advantages. The ability to speak two languages enables children to communicate widely with people and to have broader perspectives. Research has shown that early acquisition of two languages is beneficial to the development of children's cognitive abilities. Bilinguals are more flexible in thinking, more sensitive to language and have a better ear for listening. Being bilingual also has a positive effect on intellectual growth and enhances children's mental development.

To help our children master Malay language, the Ministry of Education has been improving the Malay Language Curriculum so as to ensure its relevance to the learning needs of the children. Developing children's Malay language abilities requires the efforts of many parties. No doubt the patience and guidance of teachers is important in the foundation years, the support given by parents is also equally crucial. With the home being the first place in which children live and learn, parents are their children's first teachers. It would thus be most ideal to start from the family to help children learn Malay well. In order to support parents, we have developed this guide which introduces the features and learning resources of the 2015 Malay Language Curriculum (Primary). In addition we are also recommending some ways in which parents could help their children to learn the language better.

We hope that this guide will help parents to understand how their children are learning the Malay language in schools and could work alongside with schools, playing an active role in their children's learning. We also hope that this guide could help parents to see that there are a variety of interesting ways to learn the Malay language and that they could facilitate their children's learning in a fun and purposeful manner.

# Content

1

2015 Malay Language Curriculum (Primary)

4

2

*cekap* Teaching and Learning Resources

10

3

Tips for Parents

23



Adi



Zaid



Laila



Budi



Ana

# 2015 Malay Language Curriculum (Primary)

## What is 2015 Malay Language Curriculum (Primary)?

The Malay Language Curriculum (Primary) was developed in 2015 to achieve our education philosophy which is to nurture knowledgeable person, active contributor and morally upright individuals. This philosophy is in line with the vision of the teaching and learning of Malay Language that is the Vision of Arif Budiman, namely the learned person who contributes to society. The vision sets the direction for teachers, parents and students to develop the language skills and knowledge and to internalise the values and culture.

The teaching and learning of Malay Language is to develop students to become active and proficient Malay language users. Students are expected to identify and understand the Malay language and culture as part of Singapore's multi-racial society. Please refer to Figure 1 for the Malay Language Curriculum Model.


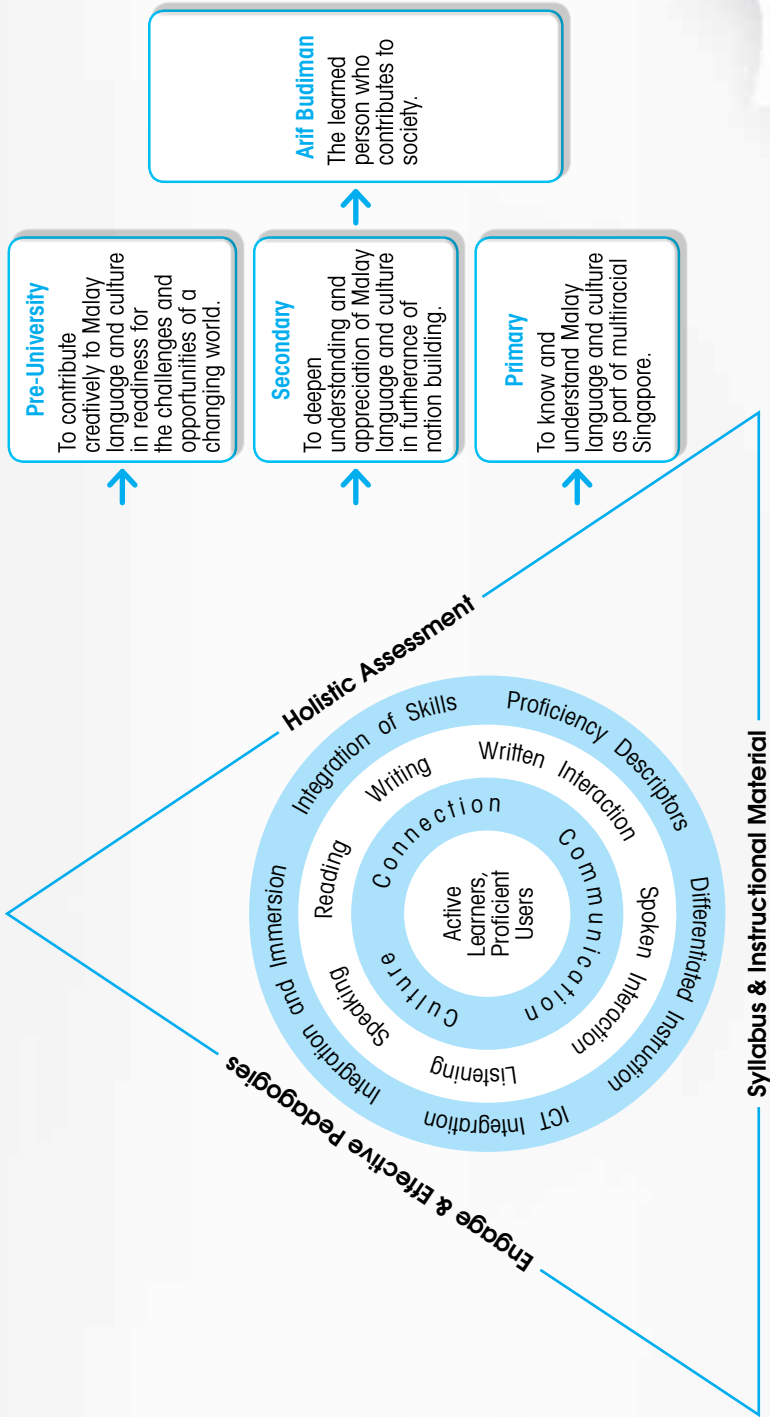


Figure 1: Malay Language Curriculum Model



The 2015 Malay Language Curriculum (Primary) was elaborated in the 2015 Malay Language Syllabus (Primary).

The 2015 Malay Language Syllabus (Primary) comprises:

- Philosophy of Education
- Desired Outcomes of Education
- 21st Century Competency
- Vision of Arif Budiman
- Malay Language Curriculum Model
- Goals and Objectives of Malay Language
- Language Proficiency
- Learning Outcomes
- Curriculum Content
- Teaching and Learning
- Malay Language Programme
- Holistic Assessment

All of the above have been considered in the development of the Malay Language teaching and learning package **cekap**.



## Why was **cekap** chosen as the title for the teaching and learning package?

**cekap** is developed to equip pupils with the Malay language skills and knowledge, values and Malay culture.

**cekap** is the abbreviation from

- C** - Extract  
(*Cungkil*)
- e** - Exploration/Explicit/Aesthetic  
(*Eksplorasi/Eksplisit/Estetik*)
- k** - Content/Skills/Communication  
(*Kandungan/Kecekapan/Komunikasi*)
- a** - Active/Application/Authentic  
(*Aktif/Aplikasi/Autentik*)
- P** - Differentiated Learning/Holistic Assessment  
(*Pengajaran Pembezaan/Penilaian Holistik*)



**cekap** is developed in stages starting from Primary 1 to Primary 6. Five main characters, Adi, Ana, Zaid, Budi and Laila will grow up with the pupils. Indirectly, they will be the pupils' role models.

Through the use of **cekap**, pupils will learn and improve their Malay language through fun learning. Teachers will use the materials in this package to engage pupils actively in learning the language. Parents, on the other hand, are encouraged to create a conducive environment to promote the learning of Malay Language.

Please refer to Figure 2 for the **cekap** package.






Figure 2: **cekap** Package



Textbook




Activity Book



Teachers' Guide



Picture Card



Flash Card



a	e
i	o
u	e

Worksheets



Big Book

**cekap** Toolkit



Small Book



ICT Resources

# **cekap** Teaching and Learning Resources

## Teaching & Learning in Classroom

### Printed Resources

Text Book, Activity Book, Teachers' Guide, Big Book, Small Book, Flash Card, Picture Card

### ICT Resources

Audio, Video, Animation, Song and Poem, Basic Reading, Interactive Game, Interactive Book

### **cekap** Toolkit

Board Game, Grammar Card, Small Picture Card

## Resources accessible at home

Text Book

Activity Book

Small Book

ICT Resources

# Cekap Textbook

## How are the components in the textbook arranged?

The components are arranged with reference to the theory of language acquisition among young children. The following is the structure of the **cekap** textbook:

- pre-reading (refer to Figure 3);
  - 10 lessons to teach basic reading;
  - teaching of phonics through letters, syllable, words and sentences;
- words are coloured according to its pronunciation to facilitate reading;
- words are arranged according to the level of difficulty (from simple to difficult words; from concrete to abstract words);
- each unit have five subtopics; and
- the units are developed according to the domain related to self, family and school.

Figure 3: Example of pre-reading unit



## What is the textbook design?

The textbook design is as follow:

- Introduction of unit
  - introduce the contents to be taught in that unit;
  - related to students' experience; and
  - encourage pupils to speak.

Please refer to Figure 4 for example on the introduction in each unit.

Figure 4: Example of introduction in each unit



- Lesson objectives
  - list of the objective statements of each lesson;
  - an overview of the language skills and knowledge to be acquired by pupils.
  
- Language skills
  - refer to **Mahir Bahasa** ;
  - teach listening, speaking, reading, writing, spoken interaction and written interaction skills; and
  - emphasise on listening and speaking skills for Primary 1 and 2.
  
- Language knowledge
  - refer to **Kenal Bahasa** ;
  - focuses on five language aspects:
    - Lesson 1 – vocabulary
    - Lesson 2 – word form (nouns, verbs, adjectives, prepositions, conjunctions)
    - Lesson 3 – word formation (augmentation, compounding)
    - Lesson 4 – phrase
    - Lesson 5 – sentence
  - examples on the usage of the grammar items are provided in every lesson.


Figure 5 shows an example of a language knowledge.

Figure 5: Example of language knowledge in Chapter 2

Focus on language knowledge

**Kenal Bahasa**

**Imbuhan 'ber-'**



diri  
berdiri

bual  
berbual


kicau  
berkicau

**Contoh**


1. Budak itu berdiri.
2. Kami sedang berbual.
3. Burung berkicau di pokok.

**Cuba Lakukan**

Apakah yang dilakukan oleh mereka?



22 Unit 1 Sekolah Saya

- 'I can do..' Statement  Saya boleh
  - a general description of pupils' ability;
  - refer to the statement of each language skills taught or learnt; and
  - helps pupils to evaluate their achievement at the end of each lesson.

Please see Figure 6 for example of the Textbook design.

Figure 6: Example of **Cekap** Textbook design

Language skills

Learning objectives

### Pelajaran 3 **Taman Eko**

Pada akhir pelajaran, murid dapat:  
• bertutur tentang sesuatu perkara dengan menggunakan kosa kata dan ayat yang sesuai (2.1.1)  
• berbual tentang sesuatu perkara dengan menggunakan kosa kata dan ayat yang sesuai (5.1.1)  
menggunakan perkataan berimbuhan 'ber-' dengan betul mengikut konteks.

#### Mahir Bahasa

Lihat gambar. Ceritakan.

Mari ke **taman eko**.

Burung berkicau.  
Semut berbaris.

Saya boleh berbual tentang **taman eko**  
dengan rakan saya.

Unit 1 Sekolah Saya

21

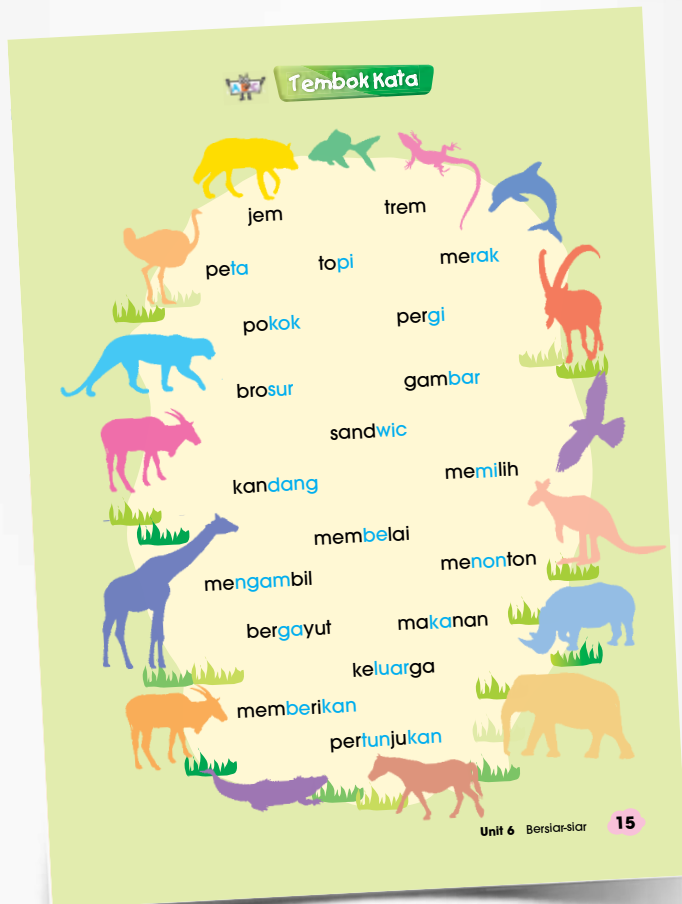
'I can do' statement

## Word Chart

- a collection of new words that were introduced in the unit; and
- reproduced in the flash cards for teaching and learning in the classroom.

Please refer to Figure 7 on the example of Word Chart.

Figure 7: Example of a Word Chart





## Can these resources be used at home?

In helping pupils to strengthen their learning, parents are encouraged to use resources such as textbook, small books, and digital materials available on the **e-cekap** portal at (<http://tinta.moe.edu.sg/mekar/slot/u112/ecekap/index.html>) (using Chrome or Internet Explorer 9 and above) to access Malay Language teaching and learning resources. Please refer to Figure 8.

There are various meaningful and interesting teaching and learning resources that support pupils' learning. These resources provide opportunities for pupils to learn independently and were developed according to levels.

Figure 8: **e-cekap** portal

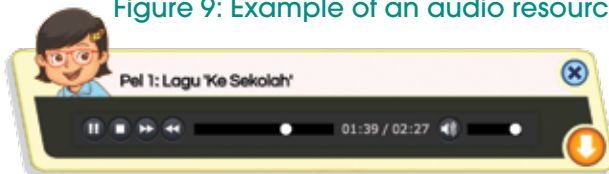


## Resources on the **e-cekap** portal

### Audio:

Strengthening listening skills in authentic situation.

Figure 9: Example of an audio resource



### Video:

Strengthening listening and speaking skills.

Figure 10: Examples of video resources



## Music Video:

Emphasis on vocabulary through songs and rhymes.

Figure 11: Example of a music video



## Worksheet:

List of words to build vocabulary.

Figure 12: Examples of attachments

<b>Unit 1</b>	eko taman sudut padang berbuai	buku murid bacaan beratur	guru darjah uniform berjalan	bilik kantin sekolah berkicau
<b>Unit 2</b>	dagu mulut cergas memasak	dahi sihat lembut bersenam	mata hidung pantai membakar	harum mandi bangun membasuh
<b>Unit 3</b>	kek abang ketawa penyanyi	ibu kakak pemain pembeli	cucu datuk bergurau membaca	adik nenek peramah pembersih
<b>Unit 4</b>	koi audio timau terjatuh	zip aiskrim rakan terpijak	epal gerai pandai terpampak	orang hijau belajar permainan
<b>Unit 5</b>	cucu arnab congkak melukis	botal piano akuarium memetik	lobak lompat ketiga berenang	kubis pentas keempat menyanyi
				kedua tangga peminat memelihara

Lampiran U2/02

UNIT 2 : DIRI SAYA

tepuk	lukis	berus
sikat	warna	lihat
kayuh	makan	siram
mandi	tidur	sakit

## Interactive Games:

Strengthening reading and language knowledge through exciting and innovative activities.

Figure 13: Example of an interactive game



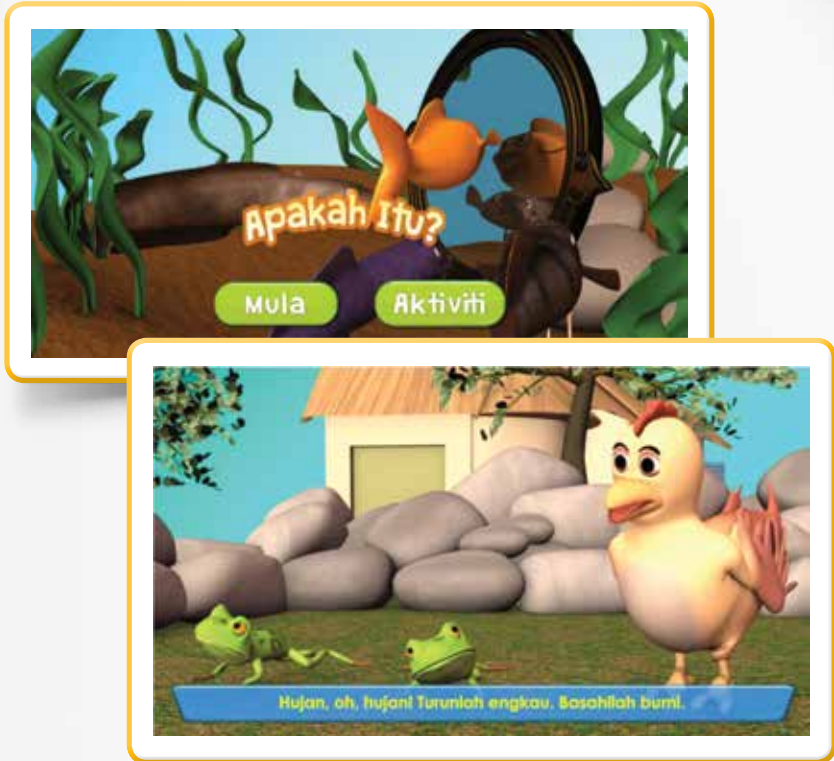
Figure 14: Example of an interactive game (spelling)



## Interactive Books

Instilling interest in reading through interactive activities.

Figure 15: Examples of interactive books



With the interactive books, pupils are able to interact with the characters, thereby making the reading process more engaging.

These books will enthuse pupils' interest through its animation, special effects and sound effects. The animated images will be more appealing to the young readers than static illustrations.

## Reading interactive books with your child

Encourage your child to explore the features of the electronic books.

Talk about the content and values of the story.

Get your child's responses about the illustrations, words and phrases used.

Discuss with your child on the learning points from the story.



# Tips for Parents

## What are parents' roles in guiding their children's learning of Malay language?

As a parent, you play an important role in your child's learning of the Malay language. You can influence your child in many ways. Your actions and speech have a major impact on your child's attitude towards the language.

Let's create an environment that supports your child's learning of Malay language by being the motivator, role model and facilitator.



## Parents As Motivator

### **Be positive**

Help your child to build a positive insight towards the Malay language.

### **Respond to your child**

Converse with your child in Malay. Your child will see the relevance and importance of the language in his/ her daily life.

### **Provide psychological support**

Smile and hug your child if he/she has shown effort to use Malay language. By using Malay language, there is an awareness towards one's identity and culture.

### **Provide intrinsic motivation**

Instill the love for Malay language in your child so that he/she will strive continuously to learn the language.

### **Have fun**

Enjoy and have fun learning the language with your child through daily interactions, games and taking part in language and cultural activities.



## Parents As Role Model

### Use Malay language

You may not be fluent in Malay language, yet, you can still use the language more often with your child. Your child need the exposure to use the language.

### Learn with your child

Be a role model to your child. Show your child that you are also interested to learn more about the language.



## Parents As Facilitator

### **Prepare resources for learning**

A wide variety of resources such as story books and games are readily available in the market. Mass media platforms such as newspapers, magazines, radio, television and the Internet are useful tools to enhance your child's learning. Most of these resources are accessible via smartphones or any internet-enabled devices.

### **Start small**

Encourage your child to converse in Malay. Set aside a specific time period to converse in the language. Allow your child to converse in Malay language for an hour each day. Gradually, increase the duration and usage of Malay language.

### **Explore programmes organised by external agencies**

By participating in the various programmes organised by the community clubs will help to increase your child's exposure to the language.

## How can parents help to enhance their child's listening and speaking skills?

Expose your child as early as possible to Malay language. This will facilitate the language acquisition especially in terms of the listening and speaking skill. Early exposure to these skills will also help your child to master the reading and writing competencies in Malay language.



## Tips to Reinforce Listening and Speaking Skills.

### Use the textbook wisely

- Use the pictures/ graphics provided to revise the language aspects that your child has learnt in school.
  - Sing along and read with your child.
- Be part of the audience when your child sings/ takes part in a singing performance.

### Listen to Malay language radio programmes

Maximise the travelling time with your child by listening to the Malay language programmes.

### Watch Malay drama or film

Select appropriate Malay language programmes to watch with your child.

### Converse in Malay language as often, as possible

Converse with your child on topics that interest them.



## How can parents help to enhance their child's reading skills?

Reading with your child helps to improve your child's competency in reading. As parents, we can help our child by reading aloud the alphabets first, then the syllables and followed by words. Providing early exposure to your child's reading experience will enhance your child's reading skills.

Ask questions that can nurture your child's thinking so that they can build and strengthen the creative and critical thinking skills.



## While reading, engage your child by:

**1** Making connections with past experience.

**2** Asking the 'what' and 'why'.

**3** Describing the picture you are seeing in your imagination by using all five senses and emotions.

**4** Making inference.

**5** Monitoring comprehension.

- re-read
- read aloud
- look at illustrations to guess meaning.

## Tips to Improve Reading Skills

### Use the textbook wisely

- Read the textbook with your child.
- Pronounce the words clearly for your child to emulate the phonetic sounds.

### Use the teaching resources provided by the ministry wisely

- Read the small readers with your child. Carry out the suggested activities as part of post-reading activities.
- Encourage your child to read the texts provided in the

**e-cekap**.

### Provide a conducive environment for learning

- Have a library corner at home.
- Provide visual stimulation in Malay language around your home. For example, weekly menu, list of things-to-buy and your child's daily time-table.

### Inculcate good reading habit

- Set a specific time for reading with your child.
- Bring your child to the library or book shop.



### Select appropriate reading materials

- Select books that are appropriate to your child's age and interest.
- Start with pictorial books and simple texts.

### Ensure the reading becomes a meaningful and enjoyable process

- Read books with appropriate tone and expression.
  - Role play with your child based on the books read.

### Be your child's faithful audience

- Listen to your child's reading.
- Listen to your child re-telling the stories.

### Attend the story telling session

- Bring your child for story telling session conducted at libraries.
- Listen to the audio books available.

### Provide pictorial dictionary

- Use the pictorial dictionary to find out the meaning of words.





## How can parents help to reinforce their child's writing skills?

Writing is a challenging skill. Start with writing simple words, and gradually move on to phrases and then sentences. For example, start the writing with:

**1** word  
pencil

**2** phrase  
blue pencil

**3** sentence  
I like blue pencil.



## Tips to Improve Writing Skills

### Use white board

- Write the new words learnt on the board.
- Construct simple sentences.

### Enjoy and have fun

- Play word games.
- Explore the new words learnt.

### Write with your child


- Encourage your child to write in journal/card/ note using the new words learnt.
- Help and guide your child in the writing.



## Conclusion

Fun learning environment can help your child to strengthen their knowledge and appreciate the learning of Malay language and culture. Thus, we can instil values and increase the interest in learning the language. This can help to strengthen their identity.

Hence, parents are recommended to use the suggested guides wisely. Parents may also make adjustments according to their child's needs and interests.



## Recommended websites to encourage use of Malay language and culture

- 1 <http://tinta.moe.edu.sg>  
Website that contains various teaching resources in Malay language. Interesting digital games are available at the website.
- 2 <http://parents-in-education.moe.gov.sg/primary-education/learning-resources-pri/malay-language-learning-resources>  
Website that provides tips for parents on teaching and learning of Malay Language.
- 3 <http://www.mllpc.sg>  
Website that shares various suggested activities to encourage use of Malay language. Interesting interactive games are available for primary school pupils.
- 4 <http://www.malaylanguagecentre.moe.edu.sg/>  
This website provides information on the courses that the Malay Language teachers attended to enhance their professionalism.
- 5 [www.nlb.gov.sg/golibrary](http://www.nlb.gov.sg/golibrary)  
This is the national library official website that provides e-book.
- 6 <http://beritaharian.sg/>  
Website that provides local news.
- 7 <http://mbms.sg/en>  
Website that informs the activities carried out by Malay Language Council of Singapore.
- 8 <http://prpm.dbp.gov.my/>  
Dewan Bahasa dan Pustaka Malaysia website that provides dictionary online.

## Smartphone App

- 1 **App Pintar Peribahasa**  
Idioms App
- 2 **App Pintar Kata**  
Words Formation App