


## Activity 6 : Spell-to-Bingo

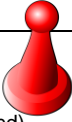
1. Example using “Cinnamon and the April Showers” – from NLB’s “Tumblebook Library”
2. Parents can choose from a range of phonograms to get their child to focus on various sounds.

### Sample list

		sp	sc	-ft
th	shr	fl	-nt	sl
-nk	sm	thr	sn	-st
wh	-sk	bl	spl	fr
-ng	br	spr	cl	-tch
cl	-nd	cr	str	dr
scr	gr	-mp	gl	sk
tr	sw	pr	-dge	st
-ck	sh	pl	ch	


3. Parents read an extract from the book “Cinnamon and the April Showers”. Say aloud target word to spell – “spring”. Tell the child to place the token on the ending sound. The child will then place the counter on the ending sound /ng/.



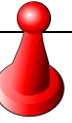

wh	ch	-ck (ending sound)
-ng (ending sound) 	cr	st
fl	-nk (ending sound)	sh

4. Repeat another extract from the book. Say aloud target word to spell – “flew”. Tell child to place token on beginning sound. The child will then place the counter on the beginning sound /fl/.


TUMBLEPAD

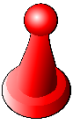




Solomon flew deep into the forest. He found Lewis and Cheri Cardinal feeding three hungry chicks. “There’s so much to do in the spring,” chirped Cheri. “We’re working from sunrise to sunset.”

wh	ch	-ck (ending sound)
-ng (ending sound) 	cr	st
 fl	-nk (ending sound)	sh

5. Repeat with another extract and target word. Say aloud target word to spell – “whispered”. Tell child to place token on beginning sound. The child will then place the counter on the beginning sound /wh/.



 wh	ch	-ck (ending sound)
 -ng (ending sound)	cr	st
fl 	-nk (ending sound)	sh

6. Now that the child has counters for all 3 boxes of the first row, he/she has succeeded in the game. Repeat with levels 2 & 3 using more words from any spelling list.